

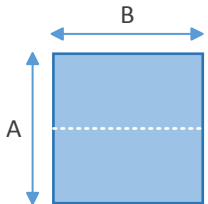
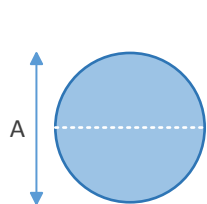
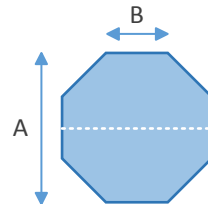
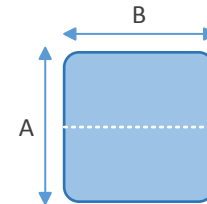
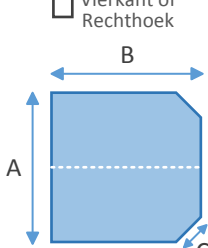
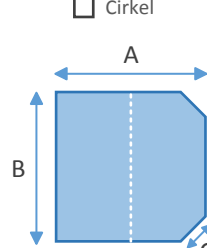
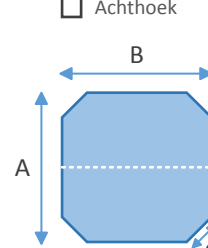
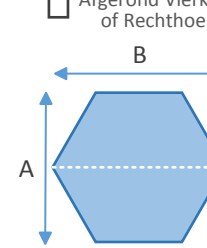
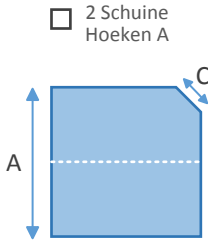
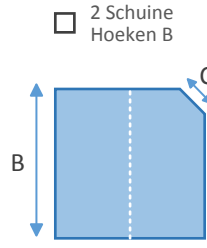
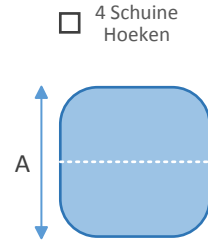
STAP 1 Dealer Informatie

| | |
|-------------------|------------------|
| Naam | E-mail |
| Adres | Order Referentie |
| Postcode & Plaats | Land |

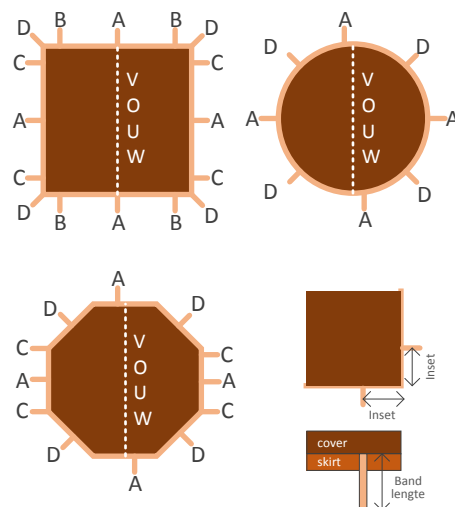
STAP 2 Selecteer de vorm van de Spa Cover

Selecteer de vorm van de cover en vul alle afmetingen in, gemeten vanaf de buitenrand van de kuip

AFMETINGEN

| | | | |
|--|---|--|--|
|  <input type="checkbox"/> Vierkant of Rechthoek |  <input type="checkbox"/> Cirkel |  <input type="checkbox"/> Achthoek |  <input type="checkbox"/> Afgerond Vierkant of Rechthoek |
|  <input type="checkbox"/> 2 Schuine Hoeken A |  <input type="checkbox"/> 2 Schuine Hoeken B |  <input type="checkbox"/> 4 Schuine Hoeken |  <input type="checkbox"/> Zeshoek |
|  <input type="checkbox"/> 1 Schuine Hoek A |  <input type="checkbox"/> 1 Schuine Hoek B |  <input type="checkbox"/> HotSpring Elliptisch Serie Nr. _____ | |

LOCATIE VAN DE BANDJES



Bandjes Locatie

Band Lengte

Band Afstand tot hoek

STAP 3 Kies een Kleur

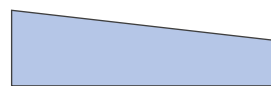
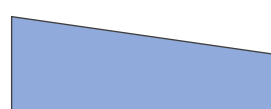
Vinyl

- | | |
|--|----------------------------------|
| <input type="checkbox"/> Coastal Gray | <input type="checkbox"/> Bourbon |
| <input type="checkbox"/> Charcoal | <input type="checkbox"/> Walnut |
| <input type="checkbox"/> Mahogany | <input type="checkbox"/> Black |
| <input type="checkbox"/> Overig: _____ | |

Weather-shield

- | |
|-----------------------------------|
| <input type="checkbox"/> Black |
| <input type="checkbox"/> Grey |
| <input type="checkbox"/> Mahogany |

STAP 4 Kies Isolatie-dikte

| | | |
|--|------------------------|--------------------------|
|  | 4 - 2,5" (10 - 6 cm) | <input type="checkbox"/> |
|  | 5 - 3" (12,5 - 7,5 cm) | <input type="checkbox"/> |

STAP 5 Spa Informatie

| | | |
|----------|-------|----------|
| Spa Merk | Model | Bouwjaar |
|----------|-------|----------|

Speciale Instructies / Tekening Bijgevoegd ☐

De cover zal worden vervaardigd volgens de afmetingen en keuzes op dit formulier.

De spa dealer is verantwoordelijk voor de cover specificaties. Spa-Plus neemt geen enkele verantwoordelijkheid indien de verstrekte afmetingen onjuist zijn.