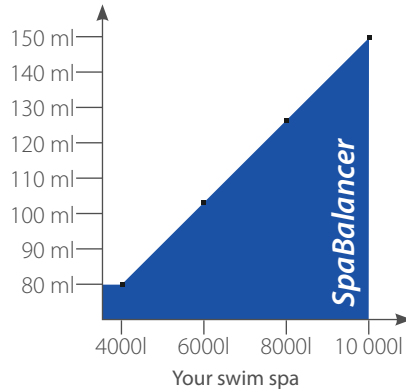


Water Care Instructions for swim spas

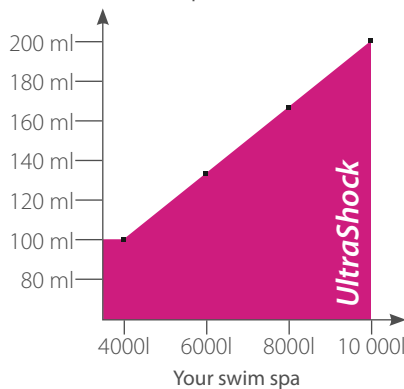
Dosing Amount

The dosage amounts vary with the capacity of the spa. Adjust the dosage to your swim spa.

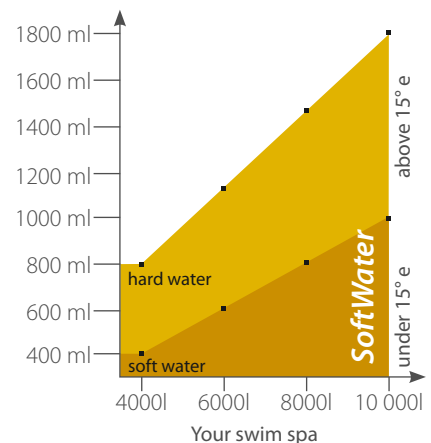
SpaBalancer amount per week



UltraShock amount per week



SoftWater amount only for refilling



Instructions

Required products:

- SpaBalancer and UltraShock
- SoftWater
- pH-minus and pH test strips or digital pH meter
- FilterClean Classic/Natural + Filter Flosser

We recommend our SpaBalancer Starter Set

Refilling

DAY 1

1. Fill your spa with water
2. Add SoftWater and UltraShock

There should always be 0.3 mg/l UltraShock in the water during the first two weeks. Measure one day after adding.

3. Check pH value, adjust if over 8

DAY 2

1. If the water is clear and odourless, you can bathe from now on
2. Add SpaBalancer in the evening
3. Check pH value, adjust if over 8

DAY 3-6

1. Check pH value, adjust if above 8

2. After a swim, add 5ml of UltraShock per person into the water (at least 10ml per bath)

DAY 7

1. Check pH value and clean filter

Regular operation

Month 1-5

1. Once a week:
 - Check pH value
 - Clean the filter
 - Add SpaBalancer and UltraShock

NOTE: There should always be at least 3 hours between the addition of UltraShock and SpaBalancer.

2. After a swim, add 5ml of UltraShock per person into the water (at least 10ml per bath)
3. Dose SoftWater monthly: 50ml/1000l and proportionally if you refill with water

Every 6 months, at the latest every 12 months

1. Perform basic cleaning with SystemFlush
2. Change water refill

Summary

Disinfection

SpaBalancer encapsulates bacteria and dirt. The filters help you to remove the encapsulations from the pool. UltraShock is especially effective against biofilms and kills bacteria, viruses and fungi.

During the first 2 weeks there should always be at least 0.3 mg/l UltraShock in the water. Measure the day after the addition. If your water becomes cloudy, the UltraShock dosage must be increased again so that 0.3 mg/l UltraShock is present in the water. Repeat this process until the water remains crystal clear and odourless during the regular weekly addition of UltraShock.

Limestone

The harder the water, the more lime it contains. If lime precipitates, it will settle on the shell and in the pipes. Then it is a basis for biofilms and makes water purification more difficult. Limestone precipitation is related to the pH of the water. This is why the pH value should always be between 6.5 and 7.8. With pH values above 8.0, lime precipitation can occur. Check the pH value 1-2 times a day for a new filling and once a week for regular use.

How do I regulate the pH value?

First measure the pH value. Then add about one tablespoon of pH-Minus to the water. Let the pumps run for about 5 minutes. Measure the pH value again 2 hours later. From the difference to the first measurement you can estimate how much pH reducer you still have to add to the water.

Please note: In the first few days, the pH value can quickly rise very high. In this case it may be necessary to adjust the pH value twice a day.

Filter cleaning

The filters collect suspended particles and the gel that SpaBalancer forms by encapsulation. Without cleaning, the filters will clog and make water cleaning more difficult. The filters should be cleaned with a filter spray and filter cleaner, e.g. FilterClean Natural. When refilling, the filters should be cleaned 1-2 times a week. In regular operation one cleaning every 1-2 weeks is sufficient.