



Culinaire

INDUSTRY  
KITCHENS

www.industrykitchens.com.au 1800 611 058

## Technical Data Sheet

# CH.BMHM.GA.3

## Mobile Bain Marie Hot Cupboard Heated

Mobile with A-Frame Gantry & Heat Lamps



### Product Code:

CH	= Culinaire Heated
BMHM	= Bain Marie Hot Cupboard - Mobile
GA	= A-Frame Gantry
3	= 3 Modules

### Optional Extras:

Front Glass	CA.GAF.3
Sliding Doors	CA.GAD.3
Sneeze Guard	CA.GAS.3

### Work Shelf

- Factory Fitted (If Required, must be nominated at time of order)	CA.WS.3
---	---------

### Accessories:

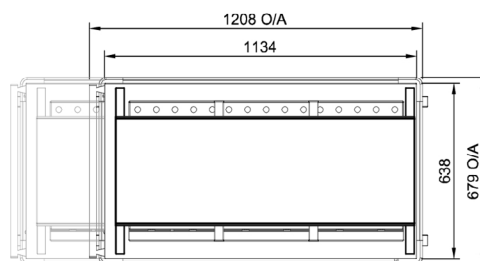
Cross Pan Dividers	CA.PXS
--------------------	--------

### Technical Data:

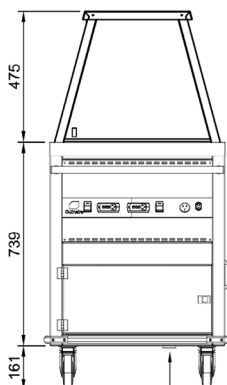
Dimensions: W x D x H:	1208 x 679 x 1375
Total Connected Load:	3.5kW
Electrical Connection:	15A plug & lead fitted

### Product Information:

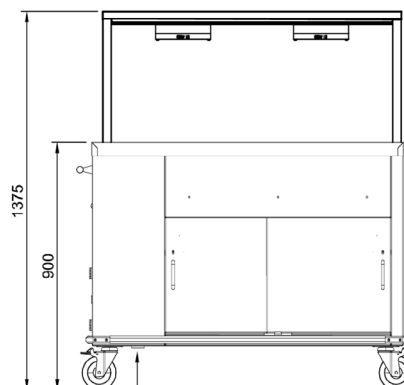
- Unit comes complete with **CH.BMHM** mobile bain marie hot cupboard plus A-frame heated gantry fully fitted and wired. Gantry is welded to bench top
- Adjustable digital temperature controller allows food to be held between +65°C to +90°C (food must be heated above 65°C before being placed in the bain marie or hot cupboard)
- Wet or dry operation to bain marie (temperature varies greatly when run dry, should not be left unattended for long periods of time)
- Hot cupboard features a fan forced heating system which offers energy efficiency, faster heat up times and even heat distribution
- Manual fill and manual empty. Valve operated waste designed to empty over a floor waste
- Gantry constructed from 304 grade stainless steel with a No.4 finish and 6mm toughened glass ends
- Overhead Quartz IR heat lamps provide heat and illumination to the product below
- Individual On/Off switches to operate bain marie and overhead gantry heat lamps
- Overhead heat lamps are fully adjustable via a solid-state voltage controller for accurate temperature selection
- Plug and lead fitted for connection to power when stationary
- Front glass, sliding doors and sneeze guards can be either added as optional extras at the time of order and fitted in factory or ordered at a separate date for easy fitting by customer
- Stainless steel work shelf fitted to fold down brackets can be added as an optional extra at the time of ordering. This item is factory fitted at the time of manufacture



Plan View



Front Elevation



End Elevation



Proudly Manufactured  
in Australia

Due to continuous product research and development, the information contained herein is subject to change without notice

### Manufactured By:

Tom Stoddart Pty Ltd. ABN 16 009690251  
39 Forest Way, Karawatha 4117 Queensland Australia  
Tel : +61 7 3440 7600 Fax : +61 7 33441000  
Web site: www.stoddart.com.au

