

## CK-10000

Powered by an industrial diesel engine capable of producing 10 kilowatts of continuous prime power.

*Available in Single Phase*

*Available in 50 Hz or 60 Hz (10 kW @ 50 Hz)*



## Features and Benefits

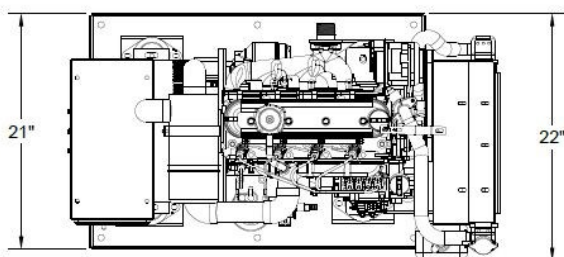
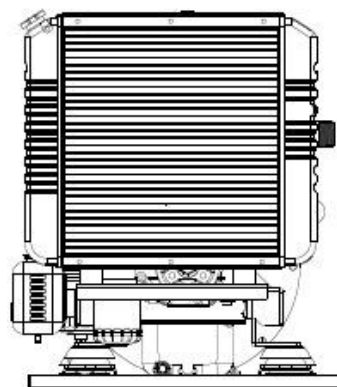
- Industrial diesel engine CARB and EPA Certified Tier 4
- 1800 RPM Operation for long life (1500 RPM @ 50 Hz)
- Brushless generator with automatic voltage regulator
- Main line set mounted commercial grade circuit breaker
- Powder coated lightweight aluminum enclosure with sound attenuation
- High Ambient aluminum radiator cooled with centrifugal fan and guards
- Dry type air cleaner spin on fuel and oil filters
- 12VDC starting motor and a 30 AMP 12VDC battery charging alternator
- Safety shutdowns for high water temperature and low oil pressure
- Critical exhaust silencer
- CK Power's advanced CKG series electronic controller
- Convenient single side service
- 12VDC fuel pump with bulkheads for easy connection
- 4 point mounting system with vibration isolators

## Weight, Size and Sound Level

**Weight:** 515 lbs.

**Size:** 38 5/8 x 22 x 25

**Sound:** N/A

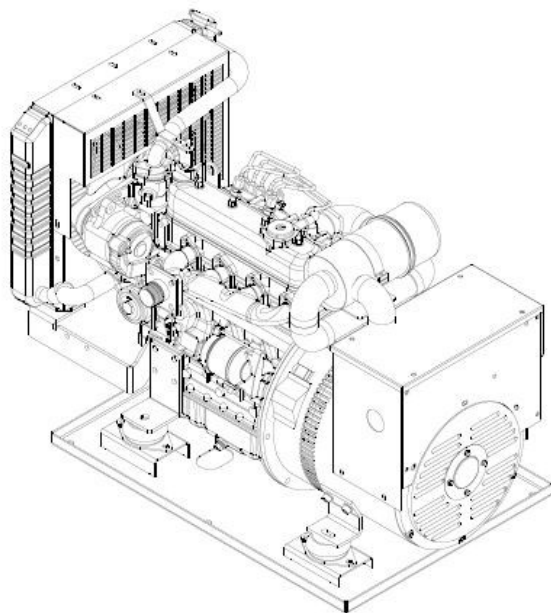


### Distributed By:

**Colorado Standby**

4750 N Chestnut St.  
Colorado Springs, CO 80907

866-888-6111  
www.coloradostandby.com

[illegible]

ENGINE SPECIFICATIONS	
TYPE	Vertical, Liquid-Cooled, 4 Cylinder Diesel
NUMBER OF CYLINDERS	4
BORE & STROKE <i>MM (in)</i>	78 x 78.4 (3.07 x 3.09)
TOTAL DISPLACEMENT <i>L (in^3)</i>	1.498 (91.41)
COMBUSTION TYPE	Indirect Injection Type
ASPIRATION	Naturally Aspirated
LUBRICANT <i>(API CLASSIFICATION)</i>	Above CF Grade
STARTING MOTOR	12V, 1.2 kW
CHARGING ALTERNATOR	12V, 30A
GENERATOR SPECIFICATIONS	
OUTPUT VOLTAGE	120/240VAC
POWER OUTPUT	10,000 W
AMPERAGE	82A @ 120VAC (41A @ 240VAC) Single Phase
FUEL CONSUMPTION	1.2 GPH @ Full Load 0.49 GPH @ Half Load
WEIGHT	515 lbs.

